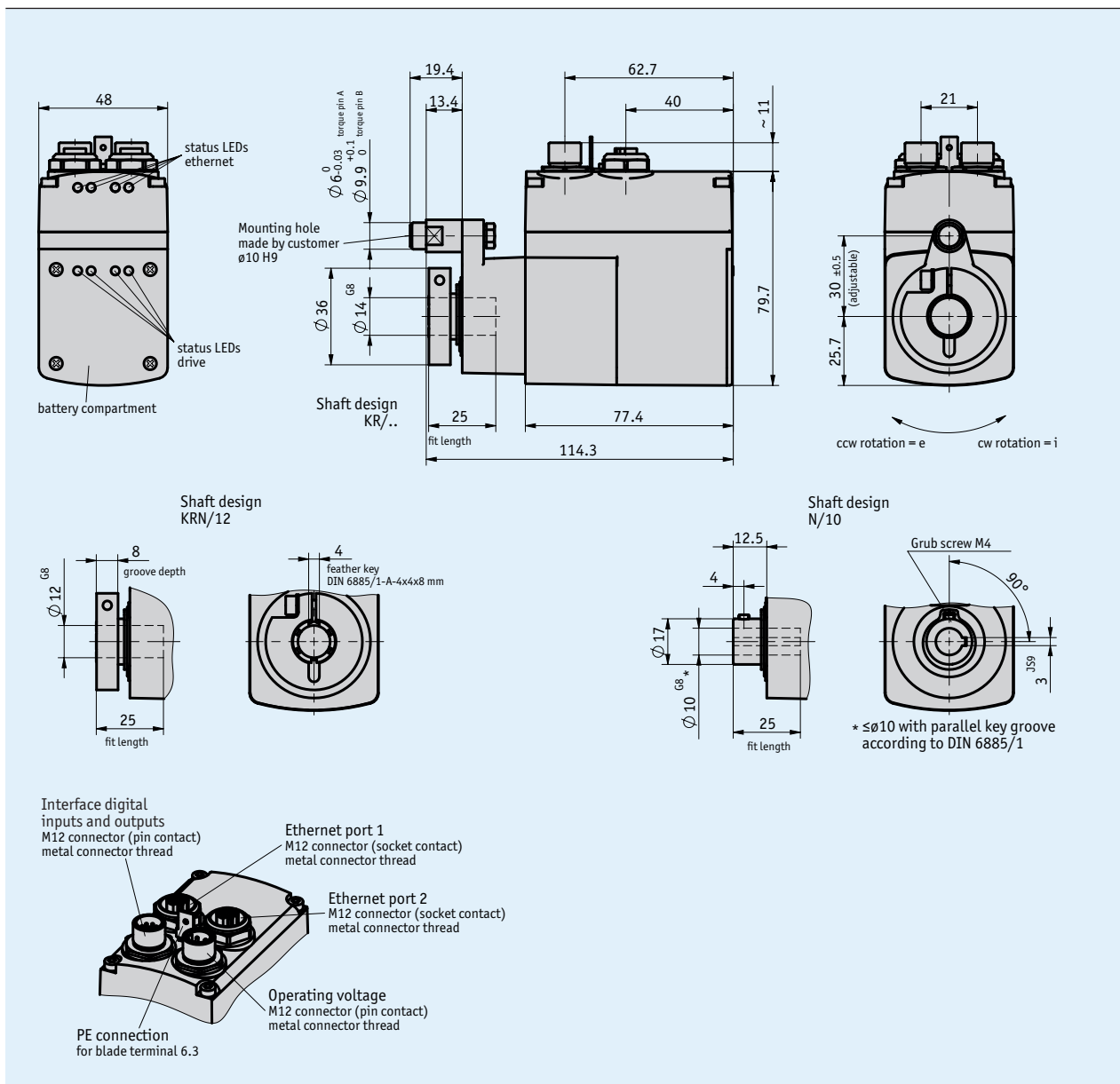


Profile

- Small dimensions, high power density
- easy mounting and commissioning
- High flexibility, high protection class
- stainless steel 14 mm diam. hollow shaft, robust housing
- Brushless EC motor with a long service life
- solid absolute sensor, magnetic sensing technology
- integrated power and control electronics
- Integrated Industrial-Ethernet-Fieldbus
- Integrated positioning controller
- M12 component mounting technology
- Industry 4.0 ready



Mechanical data

Feature	Technical data	Additional information
Shaft	stainless steel	
Housing	glass-fiber reinforced plastic / zinc die-cast	
Clamping ring	stainless steel	
Torque pin	stainless steel	form A
	stainless steel	form B
Nominal torque/rated speed	5 Nm at 50 rpm $\pm 10\%$	i = 98
	3 Nm at 75 rpm $\pm 10\%$	i = 66
Operating mode	intermittent duty S3: 25% DC, 10 min.	EN 60034-1
Weight	~0.8 kg	

Electrical data

Feature	Technical data	Additional information
Operating voltage	24 V DC $\pm 10\%$	reverse polarity protected, output stage
	24 V DC $\pm 10\%$	reverse polarity protected, control
Current consumption	2.2 A $\pm 10\%$	at nominal torque/speed (output stage)
	<150 mA	starting current >150 mA (control)
Power input	≤ 58 W	output stage
	≤ 3.6 W	Control
Battery	CR2477N, 3 V lithium, 950 mAh	
Battery service life	~5 year(s)	depending on ambient conditions
Parameter storage	10 ⁶ cycles	also applies to calibration operations
Digital inputs	17 ... 30 V DC	typically 10 mA
Status display	8 LEDs	
Keys	2 internal keys, internal DIP switch	
Switching outputs	24 V DC $\pm 10\%$	≤ 40 mA
Bus connection	EIP-EtherNet/IP	
	EPN-PROFINET	
	ECT-EtherCAT	
	EPL-POWERLINK	
Type of connection	2x M12 plug connectors (A-coded)	4-pole, 1x pin; 8-pole, 1x pin
	2x M12 plug connectors (D-coded)	4-pole, 2x socket
	grounding via flat connector 6.3 mm	

System data

Feature	Technical data	Additional information
Resolution	720 steps/revolution shaft	
Repeat accuracy	± 1 steps/revolution	
Travel range	± 1300 revolution(s)	i = 98
	± 1980 revolution(s)	i = 66
Failure rate	28.3 year(s)	at 60° C (MTBF) according to SN29500
Approval		UL 2011, CSA C22.2 No. 14-18, File No. E502992

Ambient conditions

Feature	Technical data	Additional information
Ambient temperature	0 ... 45 °C	
Storage temperature	-20 ... 60 °C	
Relative humidity		condensation inadmissible
EMC	EN 61800-3, second environment	interference resistance / immission
	EN 61800-3, C2	emitted interference / emission
Protection category	IP54, IP65	EN 60529, only with mating connector (degree of protection not tested by UL)
Shock resistance	500 m/s ² , 11 ms	EN 60068-2-27
Vibration resistance	≤ 100 m/s ² , 5 ... 150 Hz	EN 60068-2-6

Pin assignment

■ EtherCAT, EtherNet/IP, POWERLINK, PROFINET

Signal	PIN
Tx+	1
Rx+	2
Tx-	3
Rx-	4

■ Digital inputs / outputs

Signal	PIN
Input 1	1
Input 2	2
Input 3	3
Input 4	4
Output 1	5
RXD	6
TXD	7
SGND*	8

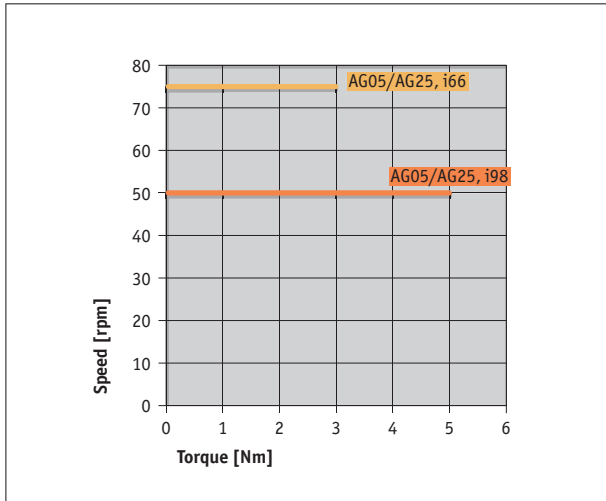
* internally connected with GND of operating voltage

■ Operating voltage (output stage / control)

Signal	PIN
+UB (output stage)	1
+UB (control)	2
GND (output stage)*	3
GND (control)*	4

* internally connected with SGND

Performance curve



Industry 4.0

In most cases, data exchange with the actuators is limited to the exchange of process data. In addition to the process data, intelligent drives provide additional information that can be evaluated for condition monitoring up to predictive maintenance:

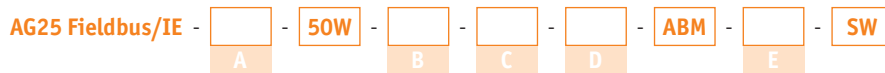
Process Data	Smart Value	Smart Function
Actual position	Temperature	Overload, ambient temperature
Target position	Current	Torque, overload
Speed	Voltage load Voltage control	Voltage drop, line break
	On/Off time	Operating time
	Battery voltage	Battery change planning

Order

Ordering table

Feature	Ordering data	Specification	Additional information
Gear ratio	66	i = 66	
	98	i = 98	
Protection category	IP54	IP54	
	IP65	IP65	
Shaft design/diameter	KR/14	clamping ring, ø14 mm	
	KRN/12	clamping ring/feather key groove, ø12 mm	only with gear ratio i = 98
	N/10	keyway, ø10 mm	
Torque pin	A	bolt, ø6 mm	
	B	bolt, ø10 mm	Aluminum
Interface/protocol	ECT	EtherCAT	
	EIP	EtherNet/IP	
	EPL	POWERLINK	
	EPN	PROFINET	

Order key



Scope of delivery: AG25 Fieldbus/IE, Quick Start Guide

Accessories you can find:

- angular gear WG05
- Cable extension KV04S2
- Cable extension KV08S2
- Programming software ProTool DL
- Mating Connector Overview, overview
- Mating connector, operating voltage, 4-pole, socket
- Mating connector, operating voltage, 4-pole, angle socket
- Mating connector, digital inputs/outputs, 8-pole, socket
- Mating connector, digital inputs/outputs, 8-pole, angle socket
- Mating connector, port 1 + port 2, 4-pole, pin
- Mating connector, port 1 + port 2, 4-pole, angular pin

- www.siko-global.com
- www.siko-global.com
- www.siko-global.com
- www.siko-global.com
- www.siko-global.com
- Order key 83526
- Order key 83091
- Order key 83525
- Order key 87599
- Order key 87601
- Order key 87600